

Getting started with eduXchange

With eduXchange it is easy to choose from more than 200 minors at Leiden University, TU Delft and Erasmus University Rotterdam.

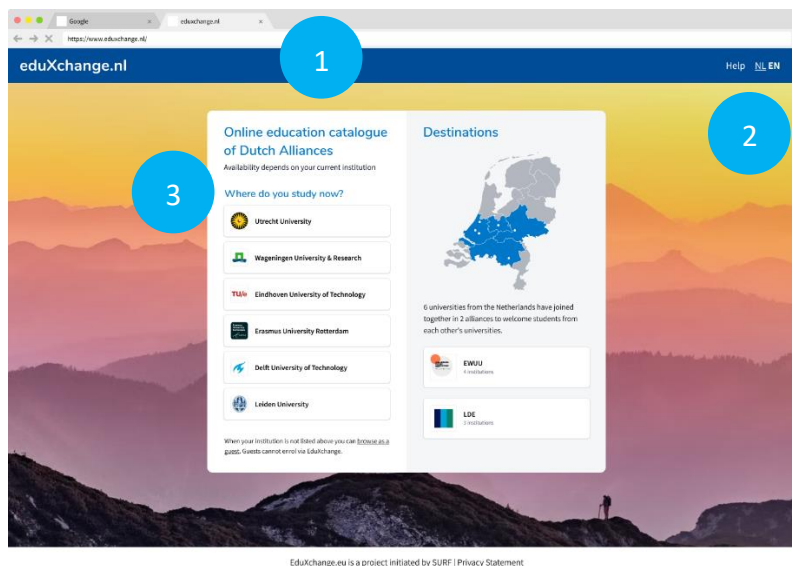
Important!

To register for a minor, you need an eduID.

Request this via <https://www.eduid.nl/en/>

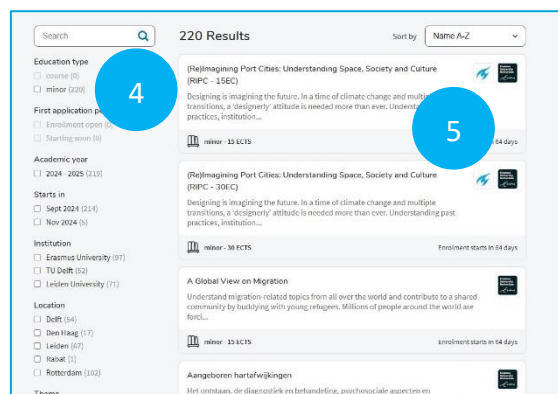
An eduID is autonomous of any educational institution which means you can use it if you want to follow education at several institutions at the same time. You register with your **personal email address** so that you still have access to your eduID after you finish your degree.

1. Go to <https://www.eduXchange.nl/>



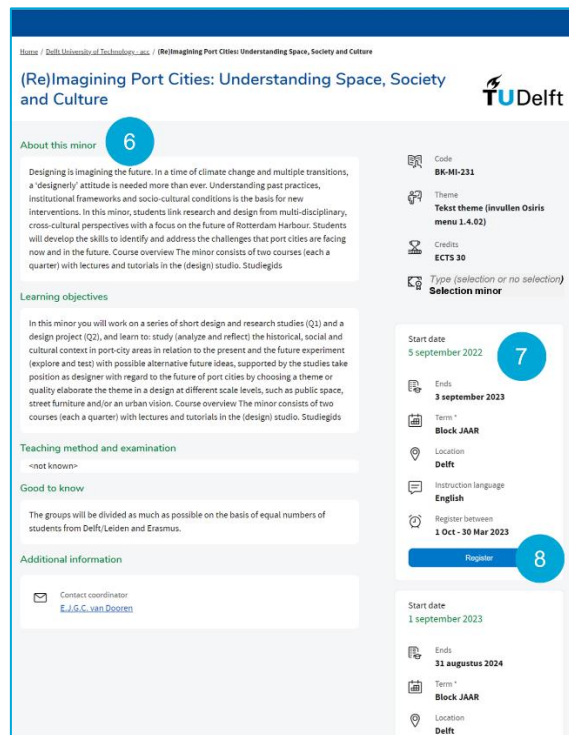
2. In the top right corner select NL for Dutch or EN for English
3. Select your home university

Explore the minors in the catalogue

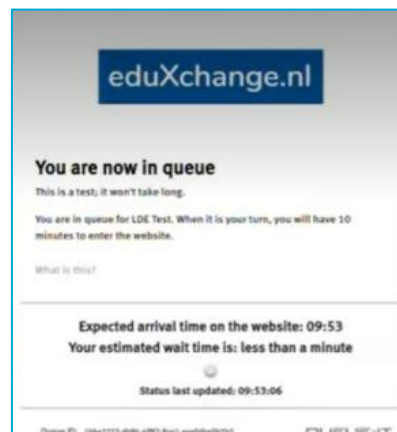


You will now see a list of minors from Leiden University, TU Delft and Erasmus University Rotterdam.

4. Search for a minor. Type a keyword in the search field or use the filters on the left
5. Select the minor



6. Read the description for more detailed information about the minor
7. More information is on the right of the page. This also shows whether the minor is a selection minor. Selection minors have additional requirements and registration starts earlier
8. Click on **Register / Aanmelden**



Please note: when it is too busy on eduXchange to register for the minor of your choice immediately, you will be placed in a queue. You can see how many people are waiting in line before you and what your expected waiting time is.

Once it is your turn, **you will have ten minutes to approve with your eduID** and to start your registration. If you fail to do this within ten minutes, your place in the queue will expire. If your minor is fully booked, you can immediately proceed to register for another minor.

How do you approve with eduID?

To register for a minor, you need an eduID.

Select course Approve transfer Register Relax

Approve transfer of personal information

Criminology

15 ECTS

Erasmus universiteit

English

Date & Time

Block BABLOK1

maandag 4 september 2023

euracc needs to request all necessary information for your enrollment

- Both institutions are controllers of this processing of personal data (read the full [privacy statement](#)).
- Learn exactly what **personal information** is requested.

euracc needs your permission to continue

eduID Approve with eduID 9

9. Click on **Approve with eduID**

eduID

Sign in with eduID

to continue to Sign-up student mobility

Universiteit Leiden

e.g. user@gmail.com

10 Next

No eduID? [Create one!](#) A

Terms of Use Privacy policy EN NL Powered by SURF

eduID

Request your eduID

to continue to Sign-up student mobility

Universiteit Leiden

Your email address

e.g. user@gmail.com B

First name

e.g. Tim

Last name

e.g. Berners-Lee

I agree with the [terms of service](#). I also understand the [privacy policy](#).

C Request your eduID

Already have an eduID? [Login!](#)

Terms of Use Privacy policy EN NL Powered by SURF

eduID

Check your email!

To sign in, click the link in the email we sent to

e.g. user@gmail.com

Waiting for you to click the link...

Open Gmail.com Open Outlook.com

Can't find the email? Check your spam folder.

Terms of Use Privacy policy EN NL Powered by SURF

10. Enter your personal email address which you used to create your eduID account and click **Next**

- A If you don't have an eduID, click on **Create one!**
- B Enter your personal information and use a personal email address so that you will still have access to your eduID after you have graduated
- C Accept the 'the terms of service' and click **Request your eduID**

You will receive an email to verify your account, this may take a few minutes.

You've requested an eduID

Click the button below to verify that this email address belongs to you.

Verify this email address D

Hi Name,

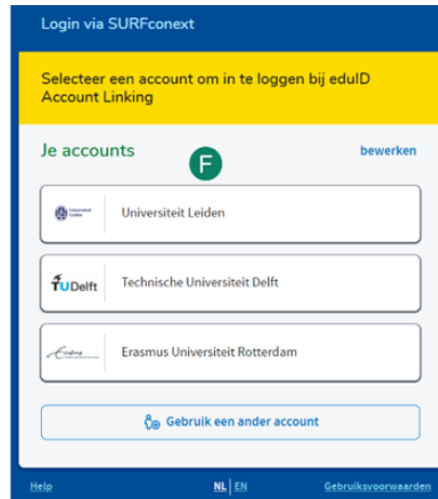
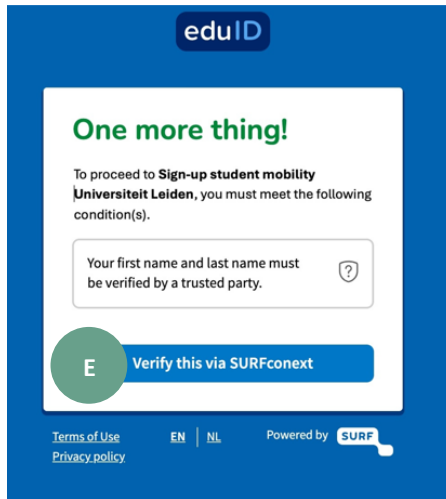
Someone just requested an eduID using this email address. If this was you, you must verify your address by clicking the button above.

If you don't want an eduID or didn't request one in the first place, just ignore or delete this message.

[What is eduID](#) • [Privacy Policy](#) • [Terms of Use](#)

Powered by SURF

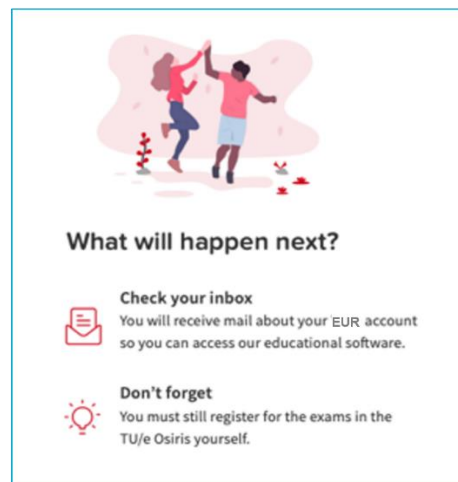
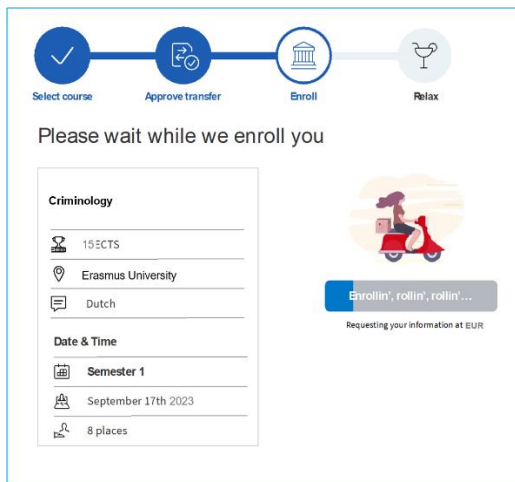
D Click on **Verify this email address**



- E** Click on **Verify this via SURFconext** to ensure that your eduID is linked to your home university
- F** Log in with your own university account

Give permission to share your eduID information with the university where you want to follow your selected minor. Click on **Yes proceed** and in the next screen on **Allow**.

Complete your registration



Your registration is being processed and once this is completed you are done.
Good luck!

Do you have questions? Go to the minor website of the university.

Leiden [Universiteitleiden.nl/minor](https://www.universiteitleiden.nl/minor)

Delft [TUDelft.nl/minor](https://www.tudelft.nl/minor)

Erasmus [EUR.nl/minor](https://www.eur.nl/minor)

Getting started with eduXchange March 2025